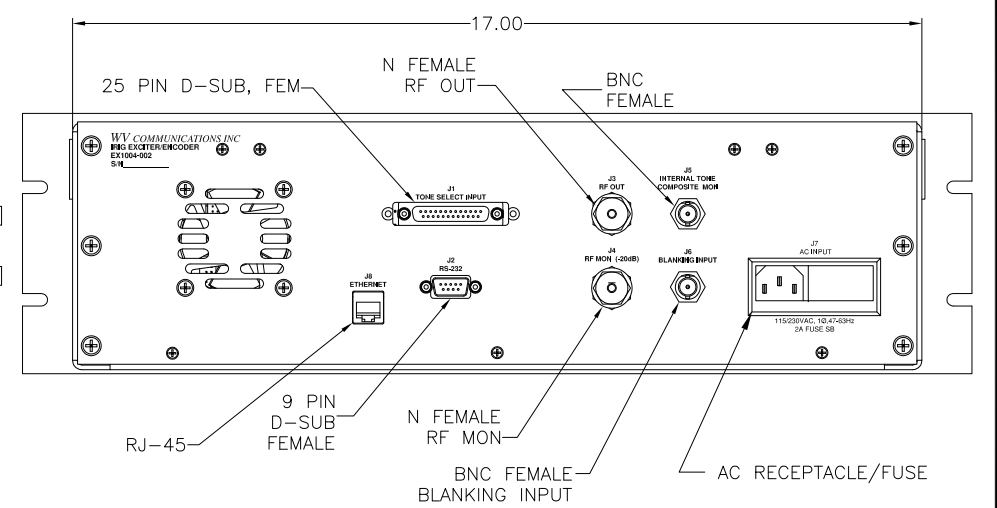
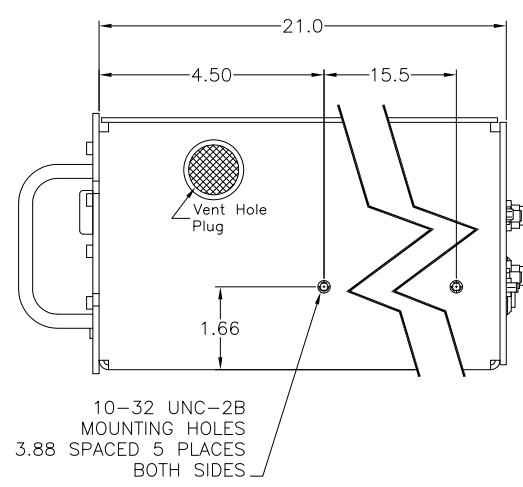
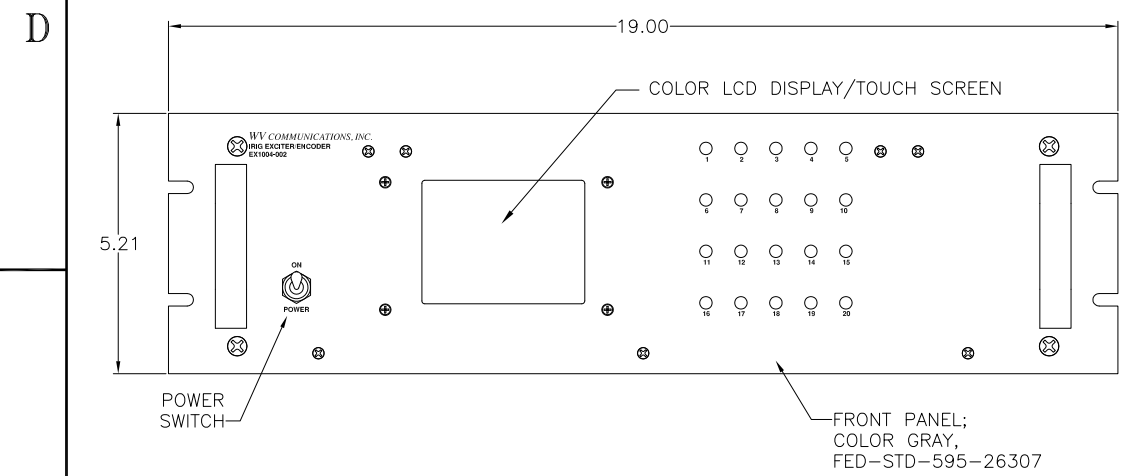


**** PROPRIETARY DATA ****
 THIS DOCUMENT CONTAINS DATA WHICH IS PROPRIETARY OR CONFIDENTIAL TO WV COMM (WV COMMUNICATIONS INCORPORATED). THIS DOCUMENT AND THE DATA CONTAINED HEREIN SHALL NOT BE USED, DUPLICATED, OR ALTERED WITHOUT THE EXPRESSED WRITTEN CONSENT OF WV COMM. ALL RIGHTS ARE RESERVED.

REVISIONS				
ZONE	REV	DESCRIPTION	DATE	APPROVED
	A	RELEASED	02/21/12	T.T.



ENCODER
NUMBER OF IRIG TONES: IRIG-20 Tones
SIMULTANEOUS IRIG TONES: Up to 6 Tones
tone FREQUENCY STABILITY: 0.001% Maximum
LOCAL TONE ACTIVATION: Rear Panel Discrete 20 Inputs TTL-'0' to activate OR Via Color LCD Touchscreen
REMOTE TONE ACTIVATION: Via RS-232 or Ethernet UDP/IP Interface
OUTPUT AMPLITUDE VARIATION: 5% Maximum
TONE OUTPUT DISTORTION: 1% Maximum with any Tone Enabled
TONE MONITOR OUTPUT IMPEDANCE: 50Ω Nominal
TONE OUTPUT SIGNAL DELAY: 5mSec Maximum from Application of Tone Command to Stable Output within 0.01%
TURN ON STABILITY: Frequency Stable within 0.1% after 10mSec
TONE FREQUENCIES: Standard IRIG Tones See Table
LED TONE MONITOR: Front Panel LEDs indicate active Tone

EXCITER
CARRIER FREQUENCY: 370.0 to 450.0MHz
CARRIER FREQUENCY STEPS: 5.0KHz Steps
FREQUENCY SELECTION: Via Front Panel / Remote RS-232 or Ethernet UDP/IP
CARRIER STABILITY: Within ±0.001% Maximum
OUTPUT POWER RANGE: 0 to -127dBm in 1dB Steps
OUTPUT POWER ACCURACY: ±2dB Maximum from Nominal
POWER SELECTION: Via Front Panel / Remote Ethernet
OUTPUT HARMONICS: -60dBc Minimum
SPURIOUS IN BAND: -60dBc Minimum
BLANKING INPUT: TTL-'1' (+5V) Blanking ON (RF=OFF)
 TTL-'0' (Open) Blanking OFF (RF=ON)
FM MODULATION RESPONSE: ±0.5dB Maximum over 5-75KHz
DEVIATION ADJUST: Set for Deviation of 30KHz/Tone Nominal
 User Settable continuously 0-40KHz via Front Panel or Remote RS-232 or ETHERNET UDP/IP Interface
OPERATING TEMPERATURE: 0 to +50°C
MTBF: 25,000 Hours Minimum
MTRR: 0.50 Hour Maximum
INPUT POWER: 115/230VAC Auto Switch at 2.0 Amps Max Single Phase 47-63Hz
FRONT PANEL COLOR: Gray per FED-STD-595 - 26307

10-32 UNC-2B MOUNTING HOLES
 3.88 SPACED 5 PLACES BOTH SIDES

TONE	IRIG FREQUENCY (KHz)	TONE	IRIG FREQUENCY (KHz)
1	7.50	11	25.01
2	8.46	12	28.21
3	9.54	13	31.83
4	10.76	14	35.90
5	12.14	15	40.49
6	13.70	16	45.68
7	15.45	17	51.52
8	17.43	18	58.12
9	19.66	19	65.56
10	22.17	20	73.95

PIN NO.	TONE/ INPUT	PIN NO.	TONE/ INPUT	PIN NO.	TONE/ INPUT
1	1	11	11	21	N/C
2	2	12	12	22	N/C
3	3	13	13	23	N/C
4	4	14	14	24	N/C
5	5	15	15	25	GND
6	6	16	16		
7	7	17	17		
8	8	18	18		
9	9	19	19		
10	10	20	20		

PIN NO.	PIN NAME
1	N/C
2	RX
3	TX
4	N/C
5	GND
6	N/C
7	N/C
8	N/C
9	N/C

PIN NO.	PIN NAME
1	TX+
2	TX-
3	RX+
4	N/C
5	N/C
6	RX-
7	N/C
8	N/C

TONE ON= TTL '0' SHORT TO GND
 TONE OFF= TTL '1' OPEN

UNLESS OTHERWISE SPECIFIED: DIMENSIONS ARE IN INCHES. TOLERANCES ARE:
 FRACTIONS DECIMALS ANGLES HOLES
 ± 1/64 .XX±.01 ±0°30' .XX±.005
 .XXX±.005 .XXX ±.003
 MACHINED FINISH: 32 RMS REMOVE BURRS .005 MAX

900-50190-002	EX1004-002
NEXT ASSEMBLY	USED ON
APPLICATION	DO NOT SCALE DRAWING

APPROVALS		DATE
DRAWN	TONY T.	2/21/2012
CHECKED	T.T.	02/21/12
MECH ENGR	TT	02/21/12
ELEC ENGR	J.T.	02/21/12
PRODUCTION	A.M.	02/21/12
Q.A.	WO	02/21/12

WV Communications 1176 Tourmaline Dr.
 Newbury Park, CA

EXCITER/ENCODER IRIG 370-450 MHz
 20 Tone/Extended Attenuation Range (127dB)
 & 5kHz Frequency Step Size MODEL: EX1004-002

SIZE	CAGE CODE	DWG. NO.	REV
C	1GFQ7	050-50564-002	A
SCALE	SHEET		1 OF 1
NONE			

DWG. NO. 050-50564-002 REV. A

DC-FORM-0015-3, REV. C, 06/08